



238 Pillow Street
Butler, PA 16001
724-283-4681
724-283-5939 (fax)
www.bwieagle.com

PRODUCT INFORMATION BULLETIN

AIR-EAGLE® XLT 900MHz RF Transmitter MULTI CONTACT INPUT MODEL 44-1400-120VAC

DESCRIPTION

The model 44-1400-120VAC, AIR-EAGLE XLT TX is a four contact input R.F. transmitter designed to transmit unique signals to the model 44-2000 AIR-EAGLE XLT RECEIVER which can be located up to 2500 feet (*) away. This model comes equipped with a terminal strip for ease of interfacing with any external **dry contact input** devices such as tilt switches, flow switches, speed switches etc.
(*) – Up to four miles with external antennas

PC BOARD SET-UP INFORMATION

Make the following connections on the PC Board Terminal Strip:

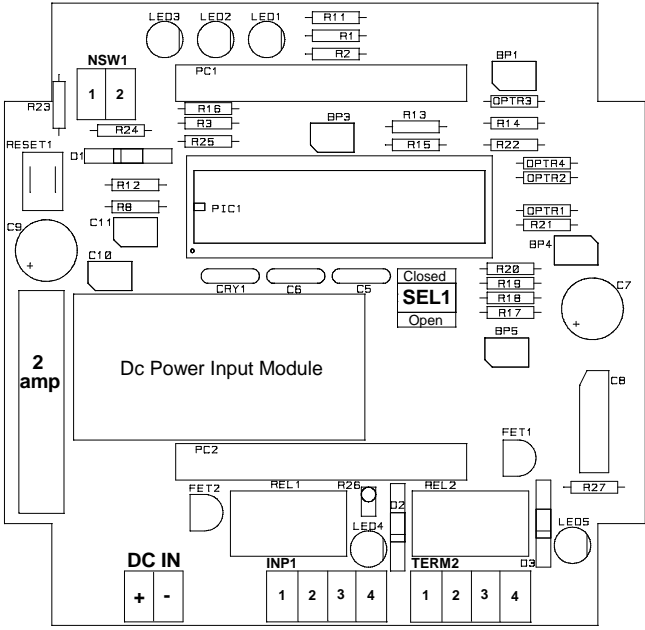

DC INPUT TERMINAL STRIP (DC IN)	
Terminal 1	Positive (+) 12VDC INPUT from 120VAC adapter
Terminal 2	Negative (-) 12VDC INPUT from 120VAC adapter

INPUT 1 TERMINAL STRIP (INP1)	
Terminal 1	CH1 Dry Contact Input (+)
Terminal 2	CH1 Dry Contact Input (Common)
Terminal 3	CH2 Dry Contact Input (Common)
Terminal 4	CH2 Dry Contact Input (+)

I/O TERMINAL STRIP (TERM2)	
Terminal 1	CH3 Dry Contact Input (+)
Terminal 2	CH3 Dry Contact Input (Common)
Terminal 3	CH4 Dry Contact Input (+)
Terminal 4	CH4 Dry Contact Input (Common)

NETWORK SWITCH TERMINAL STRIP (NSW1)	
Terminal 1	Not Used On This Model
Terminal 2	Not Used On This Model

NETWORK SWITCH CONFIGURATION OPTIONS (SEL1)			
SEL 1 (SW1 & 2):	Network Address	SW1	SW2
USED TO SET NETWORK FREQUENCY	#1	OPEN	OPEN
	#2	CLOSED	OPEN
	#3	OPEN	CLOSED
	#4	CLOSED	CLOSED



APPROVALS

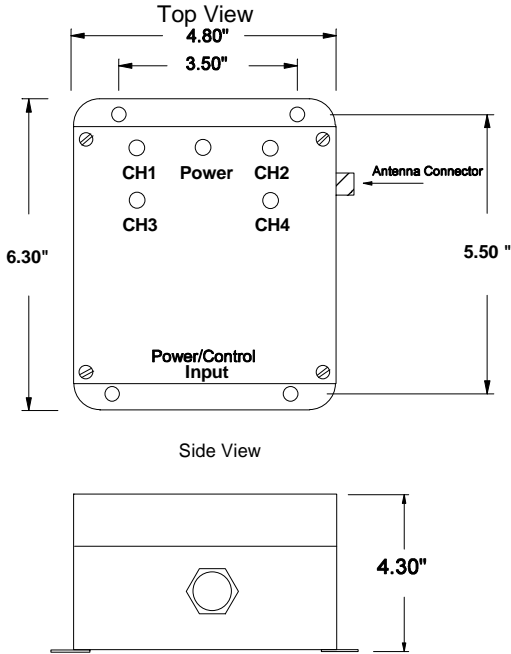
United States (FCC)	OUR-9XSTREAM
Canada (IC)	4214A-9XSTREAM

AIR-EAGLE® XLT

900MHz RF Transmitter
MULTI CONTACT INPUT

MODEL 44-1400-120VAC

DIMENSIONS & INDICATORS



CH1 LED - Red LED illuminates continuously when the contact input for Channel 1 is closed.

POWER LED - Green LED illuminates continuously while power is applied to the transmitter.

CH2 LED - Red LED illuminates continuously when the contact input for Channel 2 is closed.

CH3 LED - Red LED illuminates continuously when the contact input for Channel 3 is closed.

CH4 LED - Red LED illuminates continuously when the contact input for Channel 4 is closed.

SPECIFICATIONS

Power Supply	120VAC from wall adapter
Fuse Protected	2 amp
Transmitter Data	Four DRY Contact Inputs
Transmit Frequency	900MHz Spread Spectrum
RF Channels	Four independent network frequencies
RF Output Power	100mW
Transmit Range	Approximately 2500 feet (Up to 4 miles with external antenna - see accessories)
Enclosure	ABS Plastic, NEMA 3, 3R, 4, 4X, 12, 13
Operating Temp	-40° F - +185° F

REPLACEMENT PARTS & ACCESSORIES

PC Board (Main)	44-1402
Standard Antenna (Included):	
900MHz Portable Antenna (For distances up to 2500 feet*)	49-1103
Optional Antennas and Accessories:	
900MHz Omni Directional Antenna (For distances up to 2 miles*)	49-3101
900MHz 13dB Yagi Antenna Long Range Operation (For distances up to 4 miles*)	49-3102
Flex Coax Cable w/Connectors	49-4000-XX (XX = # of Feet)
Inline Lightening Arrestor	49-5002
* = Line of Sight	

LIMITED WARRANTY STATEMENT

BWI Eagle Inc. warrants the Air-Eagle Remote Control System, if properly used and installed, will be free from defects in material and workmanship for a period of **1 year** after date of purchase. Said warranty to include the repair or replacement of defective equipment. This warranty does not cover damage due to external causes, including accident, problems with electrical power, usage not in accordance with product instructions, misuse, neglect, alteration, repair, improper installation, or improper testing. This limited warranty, and any implied warranties that may exist under state law, apply only to the original purchaser of the equipment, and last only for as long as such purchaser continues to own the equipment. This warranty replaces all other warranties, express or implied including, but not limited to, the implied warranties or merchantability and fitness for a particular purpose. BWI Eagle makes no express warranties beyond those stated here. BWI disclaims without limitation, implied warranties of merchantability and fitness for a particular purpose. Some jurisdictions do not allow the exclusion of implied warranties so this limitation may not apply to you. To obtain warranty service, contact BWI Eagle for a return material authorization. When returning equipment to BWI Eagle, the customer assumes the risk of damage or loss during shipping and is responsible for the shipping costs incurred.

DOCUMENT DATE: 16-Jun-06



238 Pillow Street
Butler, PA 16001
(724) 283-4681
Fax (724) 283-5939
www.bwieagle.com