


Peerless Pump

Product Line Matrix



Vertical Turbine Pumps



Process Pumps



End Suction Pumps




**Fire Pumps, Packages
and Engineered Systems**



Sump & Sewage Pumps



**In-Line
Centrifugal Pumps**



**Horizontal
Split Case Pumps**



Fire Protection



**Municipal &
Building Trades**



**Industrial, Process,
Pulp & Paper**



Agriculture

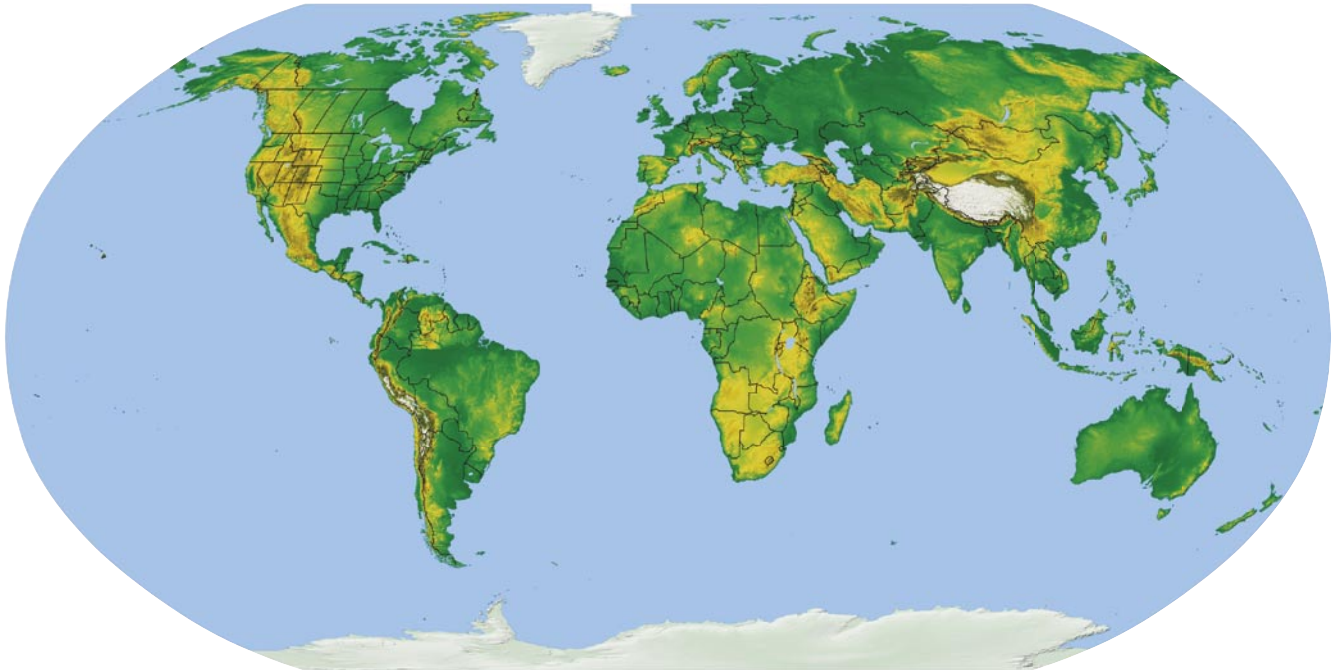


Full Product Line

Full Product Line

Product Type	Description	Capacities	Head	Horsepower	Temperature	Request Brochure
Vertical Industrial and Process Pumps	Vertical close coupled single stage or multi-stage turbine pumps	Up to 150,000 GPM (34,091 m3/hr)	Up to 2,300 Feet (701 Meters)	Up to 5,000 HP (3,730 kW)	Up to 450 F (232 C)	B-110
Axial and Mixed Flow Pumps for Large Volume Pumping	Vertical pumps for handling water in large volumes. Mixed flow types in single and multi-stage designs and propeller types (Axial Flow)	Up to 220,000 GPM (50,000 m3/hr)	Up to 100 Feet (30 Meters)	Up to 5,000 HP (3,730 kW)	Up to 140 F (60 C)	B-300
Encased (Can Type) Water and Process Liquid Pumps	Vertical lineshaft multi-stage close coupled pumps with pumping unit encased.	Up to 150,000 GPM (34,091 m3/hr)	Up to 6,930 Feet (2,112 Meters)	Up to 5,000 HP (3,730 kW)	Up to 450 F (232 C)	B-400
Vertical Turbine Pumps for Water Supply from Drilled Wells	Vertical lineshaft deep well pumps. Options of oil lubrication or water lubrication, underground or surface discharge. Column sizes from 2 1/2" to 24".	Up to 100,000 GPM (2,273 m3/hr)	Up to 2,500 Feet (760 Meters)	Up to 5,000 HP (3,730 kW)	Up to 180 F (82 C)	B-101 (OLS Flanged) B-102 (OLS Threaded) B-103 (ELS Threaded)
Vertical Submersible Pumps	Vertical deep well pumps with submerged motor.	Up to 8,000 GPM (1,818 m3/hr)	Up to 1,000 Feet (305 Meters)	Up to 500 HP (373 kW)	Ambient within limits for satisfactory equipment operation.	B-700
Vertical Pre-Engineered Booster Pumps	Pre-engineered, close coupled vertical turbine pumps with fabricated steel suction barrels. Packing or mechanical seals.	80 to 500 GPM (18 to 114 m3/hr)	69 to 474 Feet (21 to 145 Meters)	Up to 100 HP (75 kW)	Up to 115 F (46 C)	B-2700
Industrial Sump Pumps	Heavy duty industrial sump pumps with interchangeability with the 8196 ANSI pump's wet ends. Series 8196 VSP.	30 to 1,600 GPM (7 to 365 m3/hr)	15 to 310 Feet (5 to 95 Meters)	Up to 60 HP (45 kW)	Up to 180 F (82 C)	B-9200
Vertical Fire Pumps UL Listed, ULC Listed and FM Approved	Vertical turbine pumps with appropriate fittings for providing water supply to fire protection systems in buildings, plants and yards.	250 to 5,000 GPM (57 to 1,136 m3/hr)	92 to 1,176 (28 to 359 Meters)	Up to 600 HP (448 kW)	Up to 115 F (46 C)	B-1500
Horizontal Fire Pumps, UL Listed, ULC Listed and FM Approved	Horizontal centrifugal pumps with appropriate fittings for providing water supply to fire protection systems in buildings, plants and yards. Types AE, ABF, ADF, AEF, TUF, TUTF.	250 to 5,000 GPM (57 to 1,136 m3/hr)	92 to 1,492 Feet (28 to 454 Meters)	Up to 800 HP (597 kW)	Ambient within limits for satisfactory equipment operation.	B-1500
In-Line Fire Pumps, UL Listed and ULC Listed	Compact in-line centrifugal fire pumps with appropriate fittings for providing water supply to fire protection systems in buildings, plants and yards. Type PVF.	50 to 750 GPM (11 to 170 m3/hr)	Up to 406 Feet (123 Meters)	Up to 75 HP (55 kW)	Ambient within limits for satisfactory equipment operation.	B-1500
End Suction Fire Pumps, UL Listed and FM Approved	End suction centrifugal pumps with appropriate fittings for providing water supply to fire protection systems in buildings, plants and yards. Type UNF	Up to 1,500 GPM (342 m3/hr)	Up to 367 Feet (1205 Meters)	Up to 75 HP (55 kW)	Ambient within limits for satisfactory equipment operation.	B-1500
Horizontal Split Case Single Stage Pumps	Horizontal split case single stage centrifugal pumps. Packed and sealed types. 2" to 24" discharge sizes. Type A, AE, BT.	Up to 25,000 GPM (5,676 m3/hr)	Up to 675 Feet (206 Meters)	Up to 1,400 HP (1,044 kW)	Up to 250 F (121 C)	B-1200 (Type AE) B-1300 (Type A) B-2000 (Type BT)
Horizontal Split Case Multi-stage Pumps	Horizontal split case multi-stage centrifugal pumps. Packed and sealed types. Types TU and TUT.	Up to 4,500 GPM (1,023 m3/hr)	Up to 1,600 Feet (488 Meters)	Up to 800 HP (597 kW)	Up to 300 F (149 C)	B-1400
ANSI B73.1 Pumps	Standard ANSI/ASME configuration, back pullout, heavy duty, industrial, process pumps. Packed and Sealed Types. Model 8196	Up to 4,500 GPM (1,023 m3/hr)	Up to 730 Feet (222 Meters)	Up to 300 HP (224 kW)	Up to 500 F (260 C)	B-8196
Heavy Duty, Industrial, Paper Stock, Slurry Pumps	Heavy duty, industrial, paper stock process pumps. Packed and sealed types. Series 8175.	Up to 18,500 GPM (4,202 m3/hr)	Up to 350 Feet (107 Meters)	Up to 750 HP (560 kW)	Up to 450 F (232 C)	B-8175
Self-Priming Industrial Pumps	Integral sel-priming pumps. Packed and sealed types. Model 8796.	Up to 700 GPM (159 m3/hr)	Up to 400 Feet (128 Meters)	Up to 40 HP (30 kW)	Up to 500 F (260 C)	B-8796
General Purpose End Suction Pumps	Horizontal end suction single stage centrifugal pumps. Packed and sealed types. Types C and PE (close coupled), Type F (frame mounted).	Up to 3,000 GPM (675 m3/hr)	Up to 400 Feet (122 Meters)	Series C Up to 75 HP (55 kW) Series F Up to 125 HP (93kW) Series PE Up to 15HP (11 kW)	Up to 250 F (120 C)	B-2301 (Type C) B-2302 (Type F) B-2311 (Type PE FHP) B-2312 (Type PE IHP)
Modular Multi-stage Pumps	Horizontal modular multi-stage centrifugal pumps or ring section design. Packed and seal types. Types MSL and MSM	Up to 1,100 GPM (255 m3/hr)	Up to 2,130 Feet (650 Meters)	Up to 453 HP (340 kW)	Up to 356 F (180 C)	F-2800
Hydroconstant Variable Speed Pump Drives	Horizontal variable speed drives for control of pump flow and head. Types M, MO and MP.	Determined by pump selected	Determined by pump selected	Determined by pump selected	Within limits of pump selected	B-4100A
General Purpose In-Line Centrifugal Pumps	Centrifugal in-line, pipe supported, close coupled pumps and motor. Type PV.	Up to 800 GPM (180 m3/hr)	Up to 400 Feet (122 Meters)	Up to 75 HP (55 kW)	Up to 250 F (120 C)	B-2200
Vertical Enclosed Shaft Sump Pumps	Vertical enclosed shaft pumps for dewatering sump or bilge liquids. Type L.	Up to 250 GPM (63 m3/hr)	Up to 100 Feet (30 Meters)	Up to 30 HP (20 kW)	Up to 90 F (32 C)	B-6110
Vertical Enclosed Shaft Sewage Pumps	Vertical enclosed shaft pumps for sewage and waste treatment. Type VCS.	Up to 900 GPM (204 m3/hr)	Up to 110 Feet (34 Meters)	Up to 30 HP (20 kW)	Up to 110 F (43 C)	B-6300
Submersible Sewage Pumps	Submersible solids handling close coupled pumps and motor for sewage and waste water. Type UW.	Up to 550 GPM (125 m3/hr)	Up to 130 Feet (40 Meters)	Up to 20 HP (15 kW)	Up to 105 F (40 C)	B-6400
Flush-Kleen® Clog Proof Sewage Systems	Flush Kleen strainers collect solids which are flushed from systems when pumps are activated. Rags and paper won't clog pumps.	Up to 550 GPM (125 m3/hr)	Determined by pump selected	Determined by pump selected	Within limits of pump selected	B-6310
Sealtrode® Floatless Pump Controllers	Sealed electrodes isolated from contaminants in pumped liquid. Eliminated the need for convetional float switches.	N/A	N/A	Up to 15 HP (11 kW)	Up to 140 F (60 C)	B-6610
Peerless Package Pumping Systems	Package systems consisting of pre-piped and pre-wired pumps, drives and controls for agricultural irrigation, plant circulation service, municipal water distribution and fire protection applications.	Engineered to specifications required	Engineered to specifications required	Engineered to specifications required	Engineered to specifications required	B-1540 (Fire Pump Systems) B-1541 (Power Plant Systems) B-1542 (Offshore Systems)

Worldwide Service & Capabilities



Contact one our Regional Offices For Additional Information:

Atlanta, GA	Boston, MA	Chicago, IL	Cincinnati, OH
Fresno, CA	Fullerton, CA	Houston, TX	Indianapolis, IN
Montreal, Canada	New Orleans, LA	Northridge, CA	Philadelphia, PA
Plainview, TX	Raleigh, NC	Seattle, WA	Selma, AL
Sergey- France	Singapore		

International Distribution Offices:

Monterrey, Mexico	Cairo, Egypt	Istanbul, Turkey	Itzehoe - Germany
Wien - Austria	Czech Republic	Tokyo, Japan	Taipei, Taiwan
Bankok, Thailand	Beijing, China	Seoul, Korea	Jeddah, Saudi Arabia

Additional information also available online at www.peerlesspump.com.



Peerless Pump Company
P.O. Box 7026
Indianapolis, IN 46207-7026
(317)925-9661, Fax: (317)924-7388
www.peerlesspump.com