

HAUG Ionization - for the application of electrostatic charges



HAUG charging systems

HAUG charging systems are intended for the contact-free application of electrostatic charges. These systems are used wherever different materials need to be fixed to one another electrostatically.

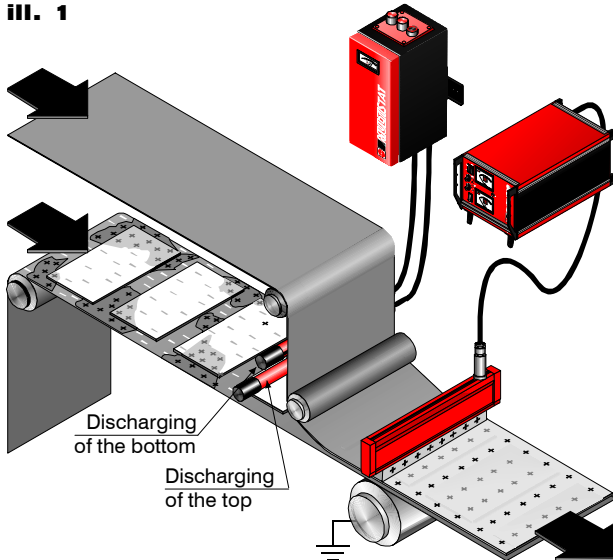
At least one of these materials must be insulating. This electrostatic fixation is intended to support downstream processes such as the film overlap in packaging machines.

Applications

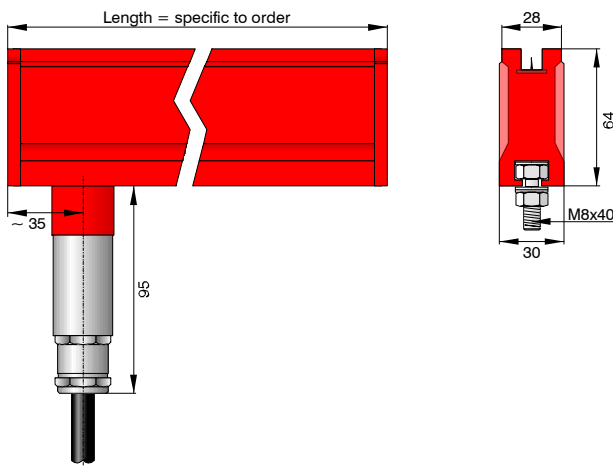
HAUG charging systems can be used, among others, in the following applications:

- for fixing and positioning of films and foils, paper and cardboard, e.g. on steel sheets, glass panels, wood panels or similar;
- for fixing films and foils on packaging machines / film welding machines;
- for fixing films and foils on turret film winders, for fixing the wound film against telescoping and glue-less commencement of the film winding process on cardboard tubes.


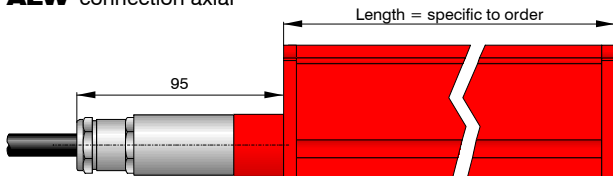
iii. 1



ALW connection radial



ALW connection axial



ALW

The resistance-coupled charging electrode ALW

By limiting the current using resistors, the generation of hard sparks can be reliably prevented, thus significantly reducing possible damage to or impairment of electronic machine controls.

The charging electrode is connected with a detachable, shielded high-tension cable and can be supplied with a radial or axial HT connection. The bar profile is manufactured from glass fiber reinforced plastic which is also suitable for use at higher temperatures. A T-slot along the back of the bar allows convenient installation over the whole width of the bar.

Applications ALW

The resistance-coupled charging electrode ALW is recommended, in particular, for applications with increased risk of spark generation and consequently of damage to high-grade surfaces or electronic components. Conceivable scenarios include situations where the counter-electrode required for charging is not always covered completely by the material to be charged, e.g. where two-dimensional material webs of varying width are charged or where there is an uncovered gap between cut or individual materials on the substrate acting as counter-electrode.

Technical data ALW

Types:	ALW	Cable connection axial	Order No.: 08.8790.000
	ALW	Cable connection radial	Order No.: 08.8791.000

Bar profile: Glass fiber reinforced plastic, compact design

Dimensions: 30 x 64 mm

Bar length: Minimum length: 80 mm
Maximum length: 2000 mm
Length intervals: 30 mm

We reserve the right to technical modifications!

Accessories

Single cable, axial	Order No.: 06.2268.001
Single cable, radial	Order No.: 06.2269.001

HAUG GmbH & Co. KG

Germany

Friedrich-List-Str. 18
D-70771 Leinf.-Echterdingen
Phone: +49 711 / 94 98-0
Telefax: +49 711 / 94 98-298

www.haug.de
E-mail: info@haug.de

HAUG Biel AG

Switzerland

Johann-Renfer-Str. 60
CH-2500 Biel-Bienne 6
Phone: +41 32 / 344 96 96
Telefax: +41 32 / 344 96 97

www.haug-ionisation.com
E-mail: info@haug-biel.ch

