

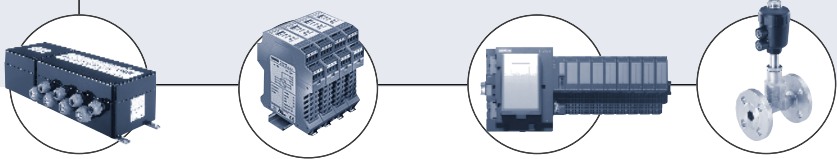
6519 NAMUR I.S.

3/2 and 5/2-way I.S. Solenoid Valve for pneumatic applications



- NAMUR flange mounting
- Intrinsically-safe operation
- 5 or 3-way function
- Corrosion-resistant version for outdoor use
- FM, ATEX

Type 6519 NAMUR EExi can be combined with...



**Profibus PA/
Fieldbus Foundation**

Barriers

Remote I/O

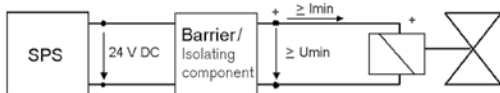
Process valves

Power I/O Box

The Type 6519 NAMUR I.S. valve is used for the pneumatic control of double or single-acting actuators with a NAMUR adapter plate flange. The circuit function can be changed using a change-over plate. In the 3/2-way function, feedback of the exhaust air takes place in the spring area of the armature drive. The diaphragm-controlled valve seats work with very low friction, ensuring reliable switching of the valve even after long shutdown periods and at ambient temperatures below +32 °F (0 °C). The valves work without a continuous air consumption, and the use of high quality materials makes it possible to use these valves in the open air and under chemical atmospheres.

Note:

The units may only be used in explosive atmospheres in the manner approved by FM and the Federal Institute of Physics and Technology (PTB), i.e., the permissible maximum electrical values must be complied with. Suitable barriers and isolating modules are available for this.



Burkert Contromatic USA
2602 McGaw Avenue
Irvine, CA 92614
Tel. 949.223.3100
Fax 949.223.3198
www.burkert-usa.com

Burkert Contromatic Inc.
760 Pacific Road, Unit 3
Oakville, Ontario, Canada L6L 6M5
Tel. 905.847.5566
Fax 905.847.9006
www.burkert.ca

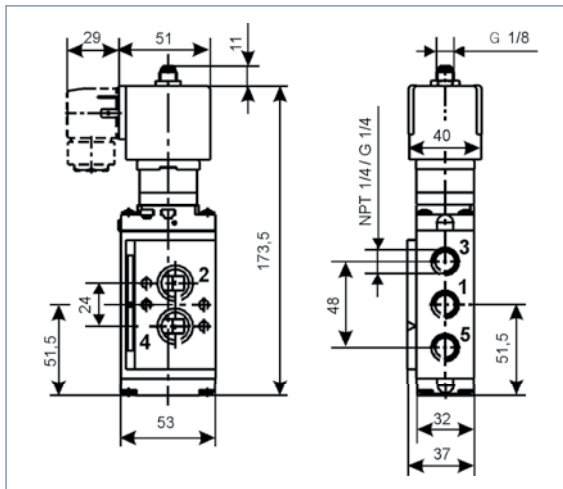
Technical data	
Orifice	87 PSI (DN 6.0 mm)
Body material	
Pilot valve	303 Stainless steel (1.4305) or brass
Main valve	Polyamide, glass-fibre reinforced
Seal material	FKM, NBR and PUR
Media	Oiled or unoled compressed air, instrument air, nitrogen
Ambient temperature	-13 to +131 °F (-25 to +55 °C)
Pneumatic connection	
Supply ports 1, 3, 5	Threaded port NPT 1/4
Service ports 2 and 4	NAMUR adapter plate acc. to VDI/VDE 3845
Electrical connection	Tag connectors acc. to DIN 43650, Form A for connector Type 2508 (see accessories). Ensure correct polarity!
Ambient conditions	Open air, chemical atmosphere
Protection class	IP 65 with connector

Electrical data		
Type of protection II 2G EEx ia IIC T5T6 PTB01 ATEX2101; FM CL 1, Div 1, ABCD		
Functional values for valve switching function		
	at +68 °F (+20 °C)	at +131 °F (+55 °C)
Minimum switching current	29 mA	29 mA
Nominal resistance of the coil	310 Ω	360 Ω
Minimum terminal voltage	9.0 V	10.4 V
Permissible maximum values acc. to certificate of conformity		
Ui	35 V	
Ii	0.9 A	
Pi	1.1 W	
T-amb. max.	+131 °F (+55 °C)	

Note:
The valve is intended for operation on 24 VDC outputs via the intermediate switching of a corresponding intrinsically-safe operating resource (isolating module or barrier).
If required, request the "Recommended Barrier and Isolating Module" data sheet.

DTS 1000082575 EN Version: - Status: RL (released | freigegeben | validé) printed: 29.08.2013

Dimensions [mm]



Ordering chart for valves (other versions upon request)

All valves have mounting plates and tag connectors acc. to DIN 43650 Form A and are supplied without connectors (see accessories)

Circuit function	Orifice [mm]	Q _N value air [l/min]	C _v	Pressure range [PSI]	Seal material	Body material pilot valve	Material for control air bush	Item no.
H 5/2-way valve or C 3/2-way valve, NC 	6.0	900	1.3	29 – 116	NBR and PUR	303 St. st. (1.4305)	Stainless steel	166 252 C
						303 St. st. (1.4305)	Brass, nickel plated	166 253 D

In the stainless steel version, the supplied fixing screws are also from stainless steel.

■ The Type 6519 NAMUR I.S. valves are delivered ex-works in the 5/2-way circuit function with two adapter plates. They can be converted to the 3/2-way function by changing the plate.

Ordering chart for accessories

	Item no.
Stainless steel cap nut for additional protection of the exhaust air channel from damp penetration	649 554
Cable plug Type 2508 acc. to DIN 43650 with blue compression gland nut	438 574

