


SLP005-12U

High Efficiency Multicrystalline PV Module

Electrical Characteristics	SLP005-12U
Product code	005011201A
Maximum power (Pmax)	5W
Voltage at Pmax (Vmp)	17.0V
Current at Pmax (Imp)	0.29A
Open-circuit voltage (Voc)	21.6V
Short-circuit current (Isc)	0.34A
Temperature coefficient of Voc	-(80±10)mV/°C
Temperature coefficient of Isc	(0.065±0.015)%/°C
Temperature coefficient of power	-(0.5±0.05)%/°C
NOCT (Air 20°C; Sun 0.8kW/m ² wind 1m/s)	47±2°C
Operating temperature	-40°C to 85°C
Maximum system voltage	1000V DC
Power tolerance	± 3%

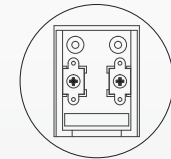
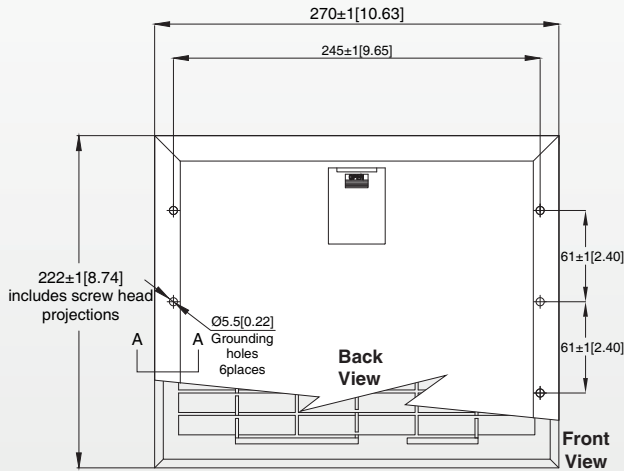
*STC: Irradiance 1000W/m², AM1.5 spectrum, module temperature 25°C

*NOCT: Nominal operating cell temperature (the data is only for reference)

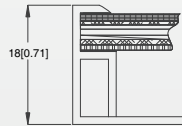


Module Diagram

Dimensions in brackets are in inches.
Un-bracketed dimensions are in millimeters.
Unit: mm[in.]



Junction Box
Top View (Lid Open)

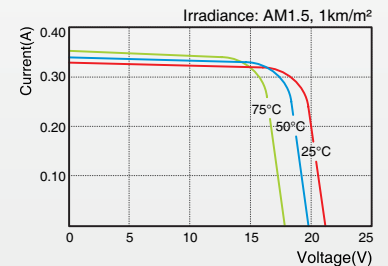


Section A-A

Features

- Nominal 12V DC for standard output.
- Heavy-duty anodized frames.
- High transparent low-iron, tempered glass.
- Rugged design to withstand high wind pressure, hail and snow load.
- Aesthetic appearance.

Characteristics



SLP005-12U I-V Curves

Specifications	SLP005-12U
Cells	Polycrystalline silicon solar cell
No. of cells and connections	36(3X12)
Module dimension	222mm[8.74in.]x270mm[10.63in.]x18mm[0.71in.]
Weight	0.75kg[1.65lbs]
Packing information(Carton)	310mm[12.20in.]x300mm[11.81in.]x255mm[10.04in.]/(10pcs/ctn)

*Limited warranty: 2-year limited warranty of materials and workmanship; 10-year limited warranty of 90% power output; 25-year limited warranty of 80% power output. For detail, please contact us.

*Specifications are subject to change without notice at any time.

Side of Pole/Wall Mount Bracket

(For use with Solarland SLP003 – SLP005 Panels)

SLB-0119

The Solarland® SLB-0119 has been specifically designed to be used with the Solarland® SLP Series panels ranging in size from 3W – 5W. This simple fixed bracket provides a safe and secure mount to a pole, wall, fence or any flat surface.

Specifications

Mounting Type	Side of Pole/Wall Mount
Module Type	Specifically designed to work with Solarland SLP series panels, but can be adapted for use with other panels
Number of Modules	Mounts 1 Panel
Setting Angle	Fixed
Wind Load	100km/Hr
Snow Loading	1.1kN/m ²
Warranty	5 Years

Components and Parts

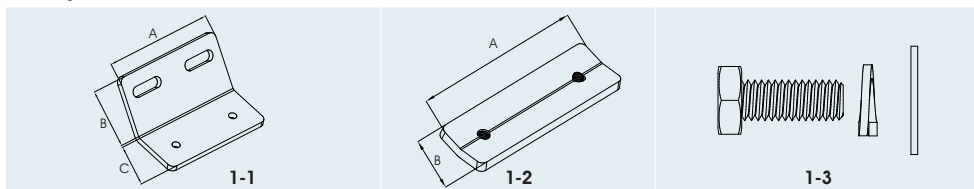
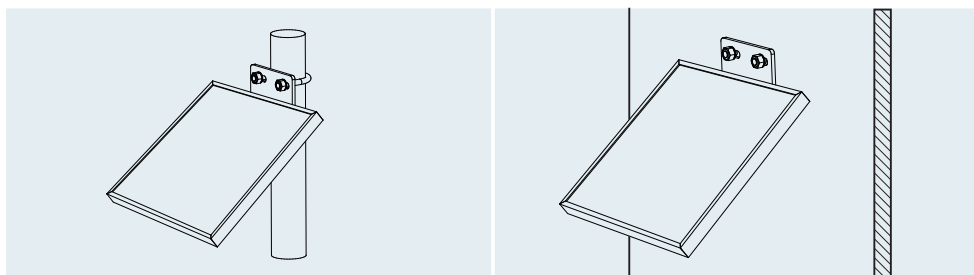


Diagram	Component	Material	Surface Treatment	Quantity	Dimensions
1-1	Fixed Bracket	5052Al	N/A	1	A=100mm[3.94in.], B=50mm[1.97in.], C=40mm[1.57in.]
1-2	Clamp	5052Al	N/A	1	A=90mm[3.54in.], B=25mm[0.98in.]
1-3	Module Bolt	AISI304	N/A	2	M6X16[0.63in.]

*Note: U-Bolt is NOT provided with the kit!

Mounting Diagram



Side of Pole/Wall Mount Bracket

(For use with Solarland SLP003 – SLP005 Panels)

SLB-0119

info@solarland.com
www.solarland.com

